

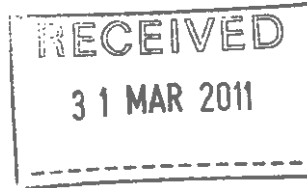


EWELL COURT RESIDENTS' ASSOCIATION



FOUNDED 1938

Please reply to:

The Review Officer (Surrey)
The Boundary Commission
Layden House
76-86 Turnmill Street
London
EC1M 5LG



Mr. L. V. Duplock
Chairman



26th March 2011

Dear Sir

Boundary Commission Review of Surrey Epsom and Ewell North Division

I am writing on behalf of Ewell Court Residents' Association which represents householders in approximately one third of the Epsom and Ewell North Division of Surrey County Council. We have 1572 member households which equates to 77.6 % of households in the Ewell Court area.

I can confirm that we support in full the submission that SCC is making in regard to the Epsom and Ewell North Division.

Given the boundaries we believe that there is no geographical or logical alternative configuration for this Division:

- The north-western boundary borders the Royal Borough of Kingston upon Thames.
- The north-eastern boundary borders the London Borough of Sutton.
- The eastern boundary is defined by the Epsom-Waterloo railway line and the railway bridge across the A240
- The western boundary is defined by the Hogsmill River and is a natural boundary

Within the Division there are three distinct and recognisable communities each having their own Residents' Association. We believe that it would be sensible and appropriate to retain these three communities within the one Division.

- **Ewell Court** centres on Ewell Court House and Park with its community of distinct voluntary groups: Friends of Ewell Court Park, Friends of Ewell Court House, Ewell Court House Organisation (ECHO) and the Ewell Court Residents' Association. Most parents in the Ewell Court area will send their children to the local West Ewell Infant School or Riverview School (both within Ewell Court). Paid membership of the Residents' Association is very high (70%+).
- **Auriol** is the smallest of the three communities and is residential, linked to commuter travelling via Stoneleigh Station and is based around Auriol Park and the two local schools Auriol and The Mead. Its housing is virtually all owner-occupied and socio-economic characteristics of the population are uniform. It has its own Residents' Association (Stoneleigh and Auriol RA) with a high household membership in Auriol.
- **Cuddington** is the most northern part of Epsom and Ewell and has a mix of housing and social groups. It includes parts of Stoneleigh and Worcester Park, but at its heart lies the community of Cuddington, based

around, Shadbolt Park, St Mary's Church and larger properties in the Avenue, Grafton Road and Salisbury Road. In addition to the well supported Cuddington RA there is the Friends of Shadbolt Park.

Finally we support the change of name from Epsom and Ewell North to **Ewell Court, Auriol and Cuddington**.

Yours faithfully



Les Duplock
Chairman Ewell Court Residents' Association